

ONE STORY

The God Who Draws Near

JOURNAL 2
DEUTERONOMY 16 - 2 KINGS 21

One Story: The God Who Draws Near

The Bible is not a collection of unrelated stories or disconnected teachings. It is one unfolding story—the story of the God who creates, pursues, redeems, and dwells with His people. From Genesis to Revelation, Scripture reveals a faithful God who continually draws near, even when His people drift away. This journal invites you to step into that story with us.

Together, as Fellowship Bible Church, we are embarking on a two-year journey through the entire Bible—from Genesis to Revelation. Our prayer is not simply that we would read more Scripture, but that Scripture would shape us more deeply. Six days each week, you will be guided through carefully selected passages, with space provided to record insights from the text and to reflect on how God’s Word is calling you to grow, repent, believe, and obey. This is not about checking boxes, but about cultivating attentiveness to the voice of God.

Each Sunday, we will gather to worship and sit under the preached Word, drawing from passages that were read during the previous week. This journal includes space to take notes from each sermon, helping you connect personal Bible reading with corporate worship and teaching. Our hope is that God’s Word will be woven into the rhythm of everyday life—read privately, discussed in community, and proclaimed publicly.

May this journey deepen your understanding of Scripture, strengthen your love for Christ, and remind you again and again of this truth: we are part of one great story—the story of the God who draws near.

How to Get the Most from Your Daily Bible Reading

STUDY THE WORD FOR DISCOVERY

- **Pray Humbly.** Start your Bible reading with prayer, ask God to reveal truths you can both learn and practice (Psa. 119:18).
- **Read Consistently.** As each day's discoveries will build upon the prior reading, maintaining a daily pattern is essential. (Pro. 8:17).
- **Observe Carefully.** Pay attention as you're reading. Look for words or ideas that are repeated. Notice the responses of Biblical characters when they face situations like your own (Ps. 119:15).
- **Interpret Contextually.** Notice the verses that surround the passage. A study Bible will be helpful (Mk 12:24).
- **Study Diligently.** Give your best effort to your time with the Lord. Remove any unnecessary distractions (2 Tim. 2:15).

APPLY THE WORD FOR CHANGE

- **How does my thinking need to change?** The Bible helps us “discern the thoughts and intentions of the heart” (Heb. 4:12). As you read, conform your thinking to what the Bible says about your relationship with God and others. Think carefully about what the Bible defines as wrong living and right living. Throughout the day, “think on these things” (Phil. 4:8).
- **Is my attitude in need of correction?** We are encouraged to have the same servant attitude as Jesus (Phil. 2:5). As you read, pay attention to the various Bible characters. Do they exhibit Godly attitudes or ungodly ones? How might you adjust your attitude to be more like Jesus?
- **Do my actions glorify God?** Daily reflection on the Gospel serves as a reminder that “you were bought with a price. So glorify God in your body” (1 Cor. 6:20).
- **Are my words as they should be?** Your words reveal what you desire the most. Don't simply change your speech. Ask yourself what your words reveal about your desires.

Week 1: Daily Bible Reading

April 6: Deuteronomy 16-17

April 7: Deuteronomy 18-19

April 8: Deuteronomy 20-21

April 9: Deuteronomy 22-23

April 10: Deuteronomy 24-25

April 11: Deuteronomy 26-28

April 12: Reflect and Review

Day 1: INSIGHTS

What did you learn from the passage? How can you apply this truth to your life?

A large grid of small dots, arranged in approximately 20 rows and 40 columns, intended for writing reflections.


Day 2: INSIGHTS

What did you learn from the passage? How can you apply this truth to your life?

A large grid of small dots, intended for writing a response to the question above.


Day 3: INSIGHTS

What did you learn from the passage? How can you apply this truth to your life?

A large grid of small dots, intended for writing a response to the question above.

Day 4: INSIGHTS

What did you learn from the passage? How can you apply this truth to your life?

A large grid of small dots, intended for writing a response to the question above.

Day 5: INSIGHTS

What did you learn from the passage? How can you apply this truth to your life?

A large grid of small dots, intended for writing a response to the question above.

Day 6: INSIGHTS

What did you learn from the passage? How can you apply this truth to your life?

A large grid of small dots, intended for writing the student's insights.

Day 7: REVIEW & REFLECT

Record this week's discoveries, successes and failures.

A large grid of small dots, intended for writing the student's review and reflection.

Week 1: Sunday Sermon Notes

A large grid of small dots, arranged in approximately 25 columns and 40 rows, intended for taking notes. The dots are light gray and spaced evenly across the page.

Week 1: Sunday Sermon Notes

A large grid of small dots, intended for taking notes. The grid consists of 20 columns and 30 rows of dots, providing a structured space for writing.

Week 2: Daily Bible Reading

April 13: Deuteronomy 29-30

April 14: Deuteronomy 31-32

April 15: Deuteronomy 33-34

April 16: Deuteronomy 35-36

April 17: Joshua 1-2

April 18: Joshua 3-5

April 19: Reflect and Review

Day 1: INSIGHTS

What did you learn from the passage? How can you apply this truth to your life?

A large grid of small dots, arranged in approximately 20 rows and 40 columns, intended for handwritten notes or reflections.

Day 2: INSIGHTS

What did you learn from the passage? How can you apply this truth to your life?

A large grid of small dots, intended for writing a response to the question above.


Day 3: INSIGHTS

What did you learn from the passage? How can you apply this truth to your life?

A large grid of small dots, intended for writing a response to the question above.


Day 4: INSIGHTS

What did you learn from the passage? How can you apply this truth to your life?

A large grid of small dots, intended for writing a response to the question above.


Day 5: INSIGHTS

What did you learn from the passage? How can you apply this truth to your life?

A large grid of small dots, intended for writing a response to the question above.

Day 6: INSIGHTS

What did you learn from the passage? How can you apply this truth to your life?

A large grid of small dots, intended for writing the student's insights.

Day 7: REVIEW & REFLECT

Record this week's discoveries, successes and failures.

A large grid of small dots, intended for writing the student's review and reflection.

Week 2: Sunday Sermon Notes

A large grid of small dots, intended for taking notes. The grid consists of approximately 25 columns and 35 rows of dots, providing a structured space for writing.

Week 2: Sunday Sermon Notes

A large grid of small dots, intended for taking notes. The grid consists of 20 columns and 30 rows of dots, providing a structured space for writing.

Week 3: Daily Bible Reading

April 20: Joshua 6-7

April 21: Joshua 8-9

April 22: Joshua 10-11

April 23: Joshua 12-13

April 24: Joshua 14-15

April 25: Joshua 16-18

April 26: Reflect and Review


Day 1: INSIGHTS

What did you learn from the passage? How can you apply this truth to your life?

A large grid of small dots, arranged in approximately 20 rows and 40 columns, intended for handwritten notes or reflections.

Day 2: INSIGHTS

What did you learn from the passage? How can you apply this truth to your life?

A large grid of small dots, intended for writing a response to the question above.

Day 3: INSIGHTS

What did you learn from the passage? How can you apply this truth to your life?

A large grid of small dots, intended for writing a response to the question above.

Day 4: INSIGHTS

What did you learn from the passage? How can you apply this truth to your life?

A large grid of small dots, intended for writing a response to the question above.

Day 5: INSIGHTS

What did you learn from the passage? How can you apply this truth to your life?

A large grid of small dots, intended for writing a response to the question above.

Day 6: INSIGHTS

What did you learn from the passage? How can you apply this truth to your life?

A large grid of small dots, arranged in approximately 25 rows and 45 columns, intended for handwritten notes.

Day 7: REVIEW & REFLECT

Record this week's discoveries, successes and failures.

A large grid of small dots, arranged in approximately 25 rows and 45 columns, intended for handwritten notes.

Week 3: Sunday Sermon Notes

A large grid of small dots, arranged in approximately 25 columns and 40 rows, intended for taking notes. The dots are light gray and spaced evenly across the page.

Week 3: Sunday Sermon Notes

A large grid of small dots, intended for taking notes. The grid consists of 20 columns and 30 rows of dots, providing a structured space for writing.

Week 4: Daily Bible Reading

April 27: Joshua 19-20

April 28: Joshua 21-22

April 29: Joshua 23-24

April 30: Judges 1-2

May 1: Judges 3-4

May 2: Judges 5-7

May 3: Reflect and Review

Day 1: INSIGHTS

What did you learn from the passage? How can you apply this truth to your life?

A large grid of small dots, arranged in approximately 20 rows and 40 columns, intended for handwritten notes or reflections.


Day 2: INSIGHTS

What did you learn from the passage? How can you apply this truth to your life?

A large grid of small dots, intended for writing a response to the question above.

Day 3: INSIGHTS

What did you learn from the passage? How can you apply this truth to your life?

A large grid of small dots, intended for writing a response to the question above.


Day 4: INSIGHTS

What did you learn from the passage? How can you apply this truth to your life?

A large grid of small dots, intended for writing a response to the question above.

Day 5: INSIGHTS

What did you learn from the passage? How can you apply this truth to your life?

A large grid of small dots, intended for writing a response to the question above.

Day 6: INSIGHTS

What did you learn from the passage? How can you apply this truth to your life?

A large grid of small dots, intended for writing the student's insights.

Day 7: REVIEW & REFLECT

Record this week's discoveries, successes and failures.

A large grid of small dots, intended for writing the student's review and reflection.

Week 4: Sunday Sermon Notes

A large grid of small dots, arranged in approximately 25 columns and 35 rows, intended for taking notes during a sermon.

Week 4: Sunday Sermon Notes

A large grid of small dots, arranged in approximately 25 columns and 35 rows, intended for taking notes. The dots are light gray and spaced evenly across the page.

Week 5: Daily Bible Reading

May 4: Judges 8-9

May 5: Judges 10-11

May 6: Judges 12-13

May 7: Judges 14-15

May 8: Judges 16-17

May 9: Judges 18-19

May 10: Reflect and Review

Day 1: INSIGHTS

What did you learn from the passage? How can you apply this truth to your life?

A large grid of small dots, arranged in approximately 20 rows and 40 columns, intended for handwritten notes or reflections.

Day 2: INSIGHTS

What did you learn from the passage? How can you apply this truth to your life?

A large grid of small dots, intended for writing a response to the question above.

Day 3: INSIGHTS

What did you learn from the passage? How can you apply this truth to your life?

A large grid of small dots, intended for writing a response to the question above.

Day 4: INSIGHTS

What did you learn from the passage? How can you apply this truth to your life?

A large grid of small dots, intended for writing a response to the question above.


Day 5: INSIGHTS

What did you learn from the passage? How can you apply this truth to your life?

A large grid of small dots, intended for writing a response to the question above.

Day 6: INSIGHTS

What did you learn from the passage? How can you apply this truth to your life?

A large grid of small dots, intended for writing the student's insights.

Day 7: REVIEW & REFLECT

Record this week's discoveries, successes and failures.

A large grid of small dots, intended for writing the student's review and reflection.

Week 5: Sunday Sermon Notes

A large grid of small dots, arranged in approximately 25 columns and 40 rows, intended for taking notes. The dots are light gray and spaced evenly across the page.

Week 5: Sunday Sermon Notes

A large grid of small dots, intended for taking notes. The grid consists of 20 columns and 30 rows of dots, providing a structured space for writing.

Week 6: Daily Bible Reading

May 11: Judges 20-21

May 12: Ruth 1-2

May 13: Ruth 3-4

May 14: 1 Samuel 1-2

May 15: 1 Samuel 3-4

May 16: 1 Samuel 5-7

May 17: Reflect and Review

Day 1: INSIGHTS

What did you learn from the passage? How can you apply this truth to your life?

A large grid of small dots, arranged in approximately 20 rows and 40 columns, intended for handwritten notes or reflections.

Day 2: INSIGHTS

What did you learn from the passage? How can you apply this truth to your life?

A large grid of small dots, intended for writing a response to the question above.


Day 3: INSIGHTS

What did you learn from the passage? How can you apply this truth to your life?

A large grid of small dots, intended for writing a response to the question above.

Day 4: INSIGHTS

What did you learn from the passage? How can you apply this truth to your life?

A large grid of small dots, intended for writing a response to the question above.

Day 5: INSIGHTS

What did you learn from the passage? How can you apply this truth to your life?

A large grid of small dots, intended for writing a response to the question above.

Day 6: INSIGHTS

What did you learn from the passage? How can you apply this truth to your life?

A large grid of small dots, approximately 30 columns wide and 30 rows high, intended for writing a response to the question above.

Day 7: REVIEW & REFLECT

Record this week's discoveries, successes and failures.

A large grid of small dots, approximately 30 columns wide and 30 rows high, intended for writing a reflection on the week's experiences.

Week 6: Sunday Sermon Notes

A large grid of small dots, arranged in approximately 25 columns and 40 rows, intended for taking notes during a sermon.

Week 6: Sunday Sermon Notes

A large grid of small dots, arranged in approximately 25 columns and 35 rows, intended for taking notes.

Week 7: Daily Bible Reading

May 18: 1 Samuel 8-9

May 19: 1 Samuel 10-11

May 20: 1 Samuel 12-13

May 21: 1 Samuel 14-15

May 22: 1 Samuel 16-17

May 23: 1 Samuel 18-20

May 24: Reflect and Review

Day 1: INSIGHTS

What did you learn from the passage? How can you apply this truth to your life?

A large grid of small dots, arranged in approximately 20 rows and 40 columns, intended for handwritten notes or reflections.

Day 2: INSIGHTS

What did you learn from the passage? How can you apply this truth to your life?

A large grid of small dots, intended for writing a response to the question above. The grid consists of approximately 25 columns and 30 rows of dots.

Day 3: INSIGHTS

What did you learn from the passage? How can you apply this truth to your life?

A large grid of small dots, intended for writing a response to the question above. The grid consists of approximately 25 columns and 30 rows of dots.

Day 4: INSIGHTS

What did you learn from the passage? How can you apply this truth to your life?

A large grid of small dots, intended for writing a response to the question above.


Day 5: INSIGHTS

What did you learn from the passage? How can you apply this truth to your life?

A large grid of small dots, intended for writing a response to the question above.

Day 6: INSIGHTS

What did you learn from the passage? How can you apply this truth to your life?

A large grid of small dots, intended for writing the student's insights.

Day 7: REVIEW & REFLECT

Record this week's discoveries, successes and failures.

A large grid of small dots, intended for writing the student's review and reflection.

Week 7: Sunday Sermon Notes

A large grid of small dots, arranged in approximately 25 columns and 40 rows, intended for taking notes during a sermon.

Week 7: Sunday Sermon Notes

A large grid of small dots, intended for taking notes. The grid consists of 20 columns and 30 rows of dots, providing a structured space for writing.

Week 8: Daily Bible Reading

May 25: 1 Samuel 21-22

May 26: 1 Samuel 23-24

May 27: 1 Samuel 25-26

May 28: 1 Samuel 27-28

May 29: 1 Samuel 29-31

May 30: 2 Samuel 1-2

May 31: Reflect and Review

Day 1: INSIGHTS

What did you learn from the passage? How can you apply this truth to your life?

A large grid of small dots, arranged in approximately 20 rows and 40 columns, intended for handwritten notes or reflections.

Day 2: INSIGHTS

What did you learn from the passage? How can you apply this truth to your life?

A large grid of small dots, arranged in approximately 20 rows and 40 columns, intended for handwritten notes.

Day 3: INSIGHTS

What did you learn from the passage? How can you apply this truth to your life?

A large grid of small dots, arranged in approximately 20 rows and 40 columns, intended for handwritten notes.

Day 4: INSIGHTS

What did you learn from the passage? How can you apply this truth to your life?

A large grid of small dots, arranged in approximately 20 rows and 40 columns, intended for handwritten notes.

Day 5: INSIGHTS

What did you learn from the passage? How can you apply this truth to your life?

A large grid of small dots, arranged in approximately 20 rows and 40 columns, intended for handwritten notes.

Day 6: INSIGHTS

What did you learn from the passage? How can you apply this truth to your life?

A large grid of small dots, approximately 30 columns wide and 30 rows high, intended for writing answers to the question above.

Day 7: REVIEW & REFLECT

Record this week's discoveries, successes and failures.

A large grid of small dots, approximately 30 columns wide and 30 rows high, intended for writing reflections for the week.

Week 8: Sunday Sermon Notes

A large grid of small dots, arranged in approximately 25 columns and 40 rows, intended for taking notes during a sermon.

Week 8: Sunday Sermon Notes

A large grid of small dots, intended for taking notes. The grid consists of 20 columns and 30 rows of dots, providing a structured space for writing.

Week 9: Daily Bible Reading

June 1: 2 Samuel 3-4

June 2: 2 Samuel 5-6

June 3: 2 Samuel 7-8

June 4: 2 Samuel 9-10

June 5: 2 Samuel 11-12

June 6: 2 Samuel 13-15

June 7: Reflect and Review

Day 1: INSIGHTS

What did you learn from the passage? How can you apply this truth to your life?

A large grid of small dots, arranged in approximately 20 rows and 40 columns, intended for handwritten notes or reflections.

Day 2: INSIGHTS

What did you learn from the passage? How can you apply this truth to your life?

A large grid of small dots, intended for writing a response to the question above.

Day 3: INSIGHTS

What did you learn from the passage? How can you apply this truth to your life?

A large grid of small dots, intended for writing a response to the question above.

Day 4: INSIGHTS

What did you learn from the passage? How can you apply this truth to your life?

A large grid of small dots, arranged in approximately 20 rows and 40 columns, intended for writing a response to the question above.

Day 5: INSIGHTS

What did you learn from the passage? How can you apply this truth to your life?

A large grid of small dots, arranged in approximately 20 rows and 40 columns, intended for writing a response to the question above.

Day 6: INSIGHTS

What did you learn from the passage? How can you apply this truth to your life?

A large grid of small dots, intended for writing the student's insights.

Day 7: REVIEW & REFLECT

Record this week's discoveries, successes and failures.

A large grid of small dots, intended for writing the student's review and reflections.

Week 9: Sunday Sermon Notes

A large grid of small dots, arranged in approximately 25 columns and 40 rows, intended for taking notes during a sermon.

Week 9: Sunday Sermon Notes

A large grid of small dots, arranged in approximately 25 columns and 40 rows, intended for taking notes. The dots are light gray and spaced evenly across the page.

Week 10: Daily Bible Reading

June 8: 2 Samuel 16-17

June 9: 2 Samuel 18-19

June 10: 2 Samuel 20-21

June 11: 2 Samuel 22-24

June 12: 1 Kings 1-2

June 13: 1 Kings 3-4

June 14: Reflect and Review


Day 1: INSIGHTS

What did you learn from the passage? How can you apply this truth to your life?

A large grid of small dots, arranged in approximately 20 rows and 40 columns, intended for handwritten notes or reflections.


Day 2: INSIGHTS

What did you learn from the passage? How can you apply this truth to your life?

A large grid of small dots, intended for writing a response to the question above.

Day 3: INSIGHTS

What did you learn from the passage? How can you apply this truth to your life?

A large grid of small dots, intended for writing a response to the question above.

Day 4: INSIGHTS

What did you learn from the passage? How can you apply this truth to your life?

A large grid of small dots, intended for writing a response to the question above.

Day 5: INSIGHTS

What did you learn from the passage? How can you apply this truth to your life?

A large grid of small dots, intended for writing a response to the question above.

Day 6: INSIGHTS

What did you learn from the passage? How can you apply this truth to your life?

A large grid of small dots, intended for writing the student's insights.

Day 7: REVIEW & REFLECT

Record this week's discoveries, successes and failures.

A large grid of small dots, intended for writing the student's review and reflection.

Week 10: Sunday Sermon Notes

A large grid of small dots, intended for taking notes. The grid consists of approximately 25 columns and 35 rows of dots, providing a structured space for writing.

Week 10: Sunday Sermon Notes

A large grid of small dots, intended for taking notes. The grid consists of approximately 25 columns and 40 rows of dots, providing a structured space for writing.

Week 11: Daily Bible Reading

June 15: 1 Kings 5-6

June 16: 1 Kings 7-8

June 17: 1 Kings 9-11

June 18: 1 Kings 12-13

June 19: 1 Kings 14-15

June 20: 1 Kings 16-17

June 21: Reflect and Review

Day 1: INSIGHTS

What did you learn from the passage? How can you apply this truth to your life?

A large grid of small dots, arranged in approximately 20 rows and 40 columns, intended for handwritten notes or reflections.

Day 2: INSIGHTS

What did you learn from the passage? How can you apply this truth to your life?

A large grid of small dots, intended for writing a response to the question above.

Day 3: INSIGHTS

What did you learn from the passage? How can you apply this truth to your life?

A large grid of small dots, intended for writing a response to the question above.

Day 4: INSIGHTS

What did you learn from the passage? How can you apply this truth to your life?

A large grid of small dots, intended for writing a response to the question above. The grid consists of approximately 25 columns and 30 rows of dots.

Day 5: INSIGHTS

What did you learn from the passage? How can you apply this truth to your life?

A large grid of small dots, intended for writing a response to the question above. The grid consists of approximately 25 columns and 30 rows of dots.

Day 6: INSIGHTS

What did you learn from the passage? How can you apply this truth to your life?

A large grid of small dots, intended for writing the student's insights.

Day 7: REVIEW & REFLECT

Record this week's discoveries, successes and failures.

A large grid of small dots, intended for writing the student's review and reflection.

Week 11: Sunday Sermon Notes

A large grid of small dots, arranged in approximately 25 columns and 40 rows, intended for taking notes during a sermon.

Week 11: Sunday Sermon Notes

A large grid of small dots, arranged in approximately 25 columns and 40 rows, intended for taking notes during a sermon.

Week 12: Daily Bible Reading

June 22: 1 Kings 18-19

June 23: 1 Kings 20-22

June 24: 2 Kings 1-2

June 25: 2 Kings 3-4

June 26: 2 Kings 5-6

June 27: 2 Kings 7-8

June 28: Reflect and Review


Day 1: INSIGHTS

What did you learn from the passage? How can you apply this truth to your life?

A large grid of small dots, arranged in approximately 20 rows and 40 columns, intended for handwritten notes or reflections.


Day 2: INSIGHTS

What did you learn from the passage? How can you apply this truth to your life?

A large grid of small dots, intended for writing a response to the question above.

Day 3: INSIGHTS

What did you learn from the passage? How can you apply this truth to your life?

A large grid of small dots, intended for writing a response to the question above.

Day 4: INSIGHTS

What did you learn from the passage? How can you apply this truth to your life?

A large grid of small dots, intended for writing a response to the question above.

Day 5: INSIGHTS

What did you learn from the passage? How can you apply this truth to your life?

A large grid of small dots, intended for writing a response to the question above.

Day 6: INSIGHTS

What did you learn from the passage? How can you apply this truth to your life?

A large grid of small dots, approximately 30 columns wide and 30 rows high, intended for writing answers to the question above.

Day 7: REVIEW & REFLECT

Record this week's discoveries, successes and failures.

A large grid of small dots, approximately 30 columns wide and 30 rows high, intended for writing reflections for the week.

Week 12: Sunday Sermon Notes

A large grid of small dots, intended for taking notes. The grid consists of 20 columns and 30 rows of dots, providing a structured space for writing.

Week 12: Sunday Sermon Notes

A large grid of small dots, intended for taking notes. The grid consists of 20 columns and 30 rows of dots, providing a structured space for writing.

Week 13: Daily Bible Reading

June 29: 2 Kings 9-10

June 30: 2 Kings 11-12

July 1: 2 Kings 13-15

July 2: 2 Kings 16-17

July 3: 2 Kings 18-19

July 4: 2 Kings 20-21

July 5: Reflect and Review

Day 1: INSIGHTS

What did you learn from the passage? How can you apply this truth to your life?

A large grid of small dots, arranged in approximately 20 rows and 40 columns, intended for handwritten notes or reflections.

Day 2: INSIGHTS

What did you learn from the passage? How can you apply this truth to your life?

A large grid of small dots, intended for writing a response to the question above.

Day 3: INSIGHTS

What did you learn from the passage? How can you apply this truth to your life?

A large grid of small dots, intended for writing a response to the question above.

Day 4: INSIGHTS

What did you learn from the passage? How can you apply this truth to your life?

A large grid of small dots, intended for writing a response to the question above.

Day 5: INSIGHTS

What did you learn from the passage? How can you apply this truth to your life?

A large grid of small dots, intended for writing a response to the question above.

Day 6: INSIGHTS

What did you learn from the passage? How can you apply this truth to your life?

A large grid of small dots, intended for writing the student's insights and reflections for Day 6.

Day 7: REVIEW & REFLECT

Record this week's discoveries, successes and failures.

A large grid of small dots, intended for writing the student's review and reflections for Day 7.

Week 13: Sunday Sermon Notes

A large grid of small dots, arranged in approximately 25 columns and 40 rows, intended for taking notes during a sermon.

Week 13: Sunday Sermon Notes

A large grid of small dots, arranged in approximately 25 columns and 35 rows, covering most of the page. This grid is intended for taking notes during a sermon.