


Digital Teaching Guide Assistance



The digital teaching guide can be used on any mobile device and is compatible with a variety of apps.


For ease of use, the free Adobe Acrobat Reader app is recommended.



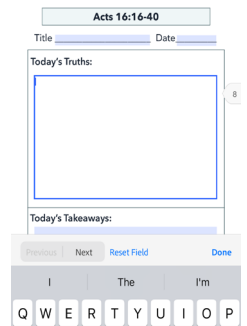
Adobe Acrobat Reader

Download the Adobe Acrobat Reader app from the Apple or Android app store. While a paid Pro version is available, it is not needed.

1. Press the blue “Download” button on the FBC website.

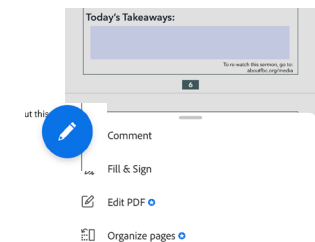
You may need to press the Share  button at the bottom of the screen to open the file in Adobe Acrobat.

2. Click in the purple boxes to type notes on each page.



3. To use the highlight, underline, and drawing tools, press the blue pencil icon.

Then, select “Comment.”



4. Highlighting, underlining, and drawing tools will appear at the bottom of the screen.

To return to the default typing screen, press “Done” in the top left corner of the screen.

